

12.3. Esempi di installazione
 Installation examples
 Einbaubeispiele
 Exemples d'installation
 Ejemplos de instalaciones
 Installationsexempel
 Installatievoorbeelden
 Παραδείγματα εγκαταστάσεων
 Примеры установок
 安装示意图

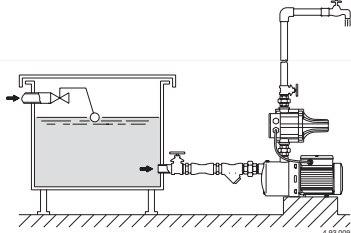


Fig. 1
 Funzionamento sotto battente
 Positive suction head operation
 Zulaufbetrieb
 Fonctionnement en charge
 Funcionamiento bajo carga
 正压上水头的操作

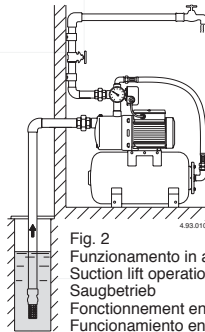


Fig. 2
 Funzionamento in aspirazione
 Suction lift operation
 Saugbetrieb
 Fonctionnement en aspiration
 Funcionamiento en aspiración
 正

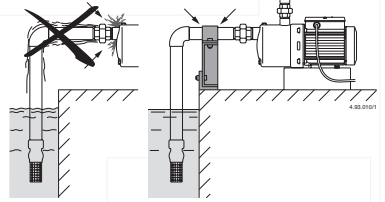


Fig. 3
 Sostegni ed ancoraggi delle tubazioni
 Supports and clamps for pipelines
 Stützen und Verankerungen der Rohrleitungen
 Soutien et ancrage des tuyaux
 Sostén y anclaje de la instalación
 管路的支撑及夹具

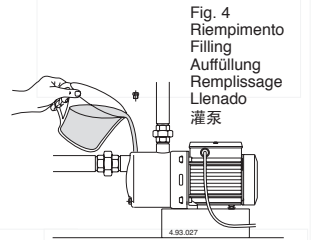


Fig. 4
 Riempimento
 Filling
 Auffüllung
 Remplissage
 Lenado
 灌泵

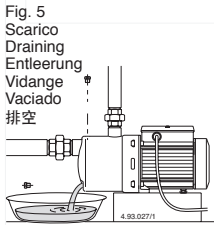


Fig. 5
 Scarico
 Draining
 Entleerung
 Vidange
 Vaciado
 排空

Fig. 6

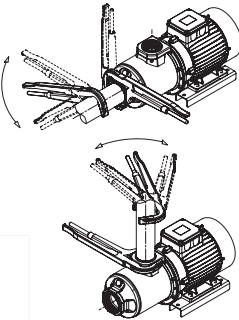


Fig. 7
 Sollevamento pompa
 Raising the pump
 Anhebung Pumpe
 Suoilevament de la pompe
 Elevación de la bomba
 吊起水泵

Fig. 8
 Bocche con giunti Victaulic
 Victaulic ports
 Victaulic-Anschlüsse
 Raccordi Victaulic
 Acoplamiento Victaulic
 进出口卡箍

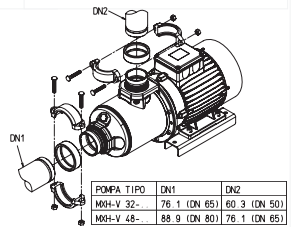
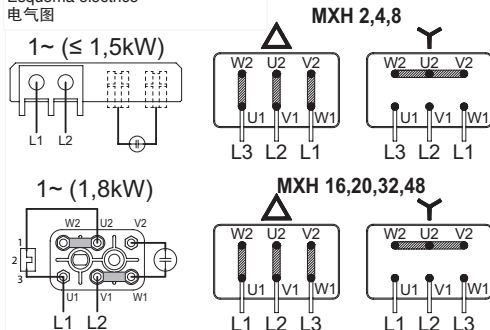


Fig. 9
 Schema elettrico
 Electrical diagram
 Schaltbild
 Schéma électrique
 Esquema eléctrico
 电气图



12.5. Sezione minima dei conduttori
 Minimum cross-sectional area of conductors
 Kleinster Querschnitt der Leiter
 Минимальное сечение проводников
 导体最小截面积

Tab. 1 TAB 1IEC 60335-1

Corrente nominale dell'apparecchio Rated current of appliance Bemessungsstrom des Gerätes Номинальный ток прибора 设备额定运行电流	Sezione nominale Nominal cross-sectional area Nennquerschnitt Номинальное сечение 导体额定截面积
A	mm ²
>3 + ≤6	0,75
>6 + ≤10	1,0
>10 + ≤16	1,5
>16 + ≤25	2,5
>25 + ≤32	4
>32 + ≤40	6
>40 + ≤63	10

12.4. Disegno per lo smontaggio ed il rimontaggio

Drawing for dismantling and assembly
 Zeichnung für Demontage und Montage
 Dessin pour démontage et montage
 Dibujo para desmontaje y montaje
 Ritning för demontering och montering
 Onderdelentekening
 Чертеж для демонтажа и сборки
 组装与分解图

